



Numbers & Time Playgroup Activities 1-5 years old



Step 1 – Watch, listen & read the lesson


- My First Chinese Words CD Rom lesson 15
- Fun Chinese Level I Lesson 15
- My First Chinese Words Audio CD lesson 15
- My First Chinese Words Books “What time is it old wolf?”

Step 2 – Prepare your supplies

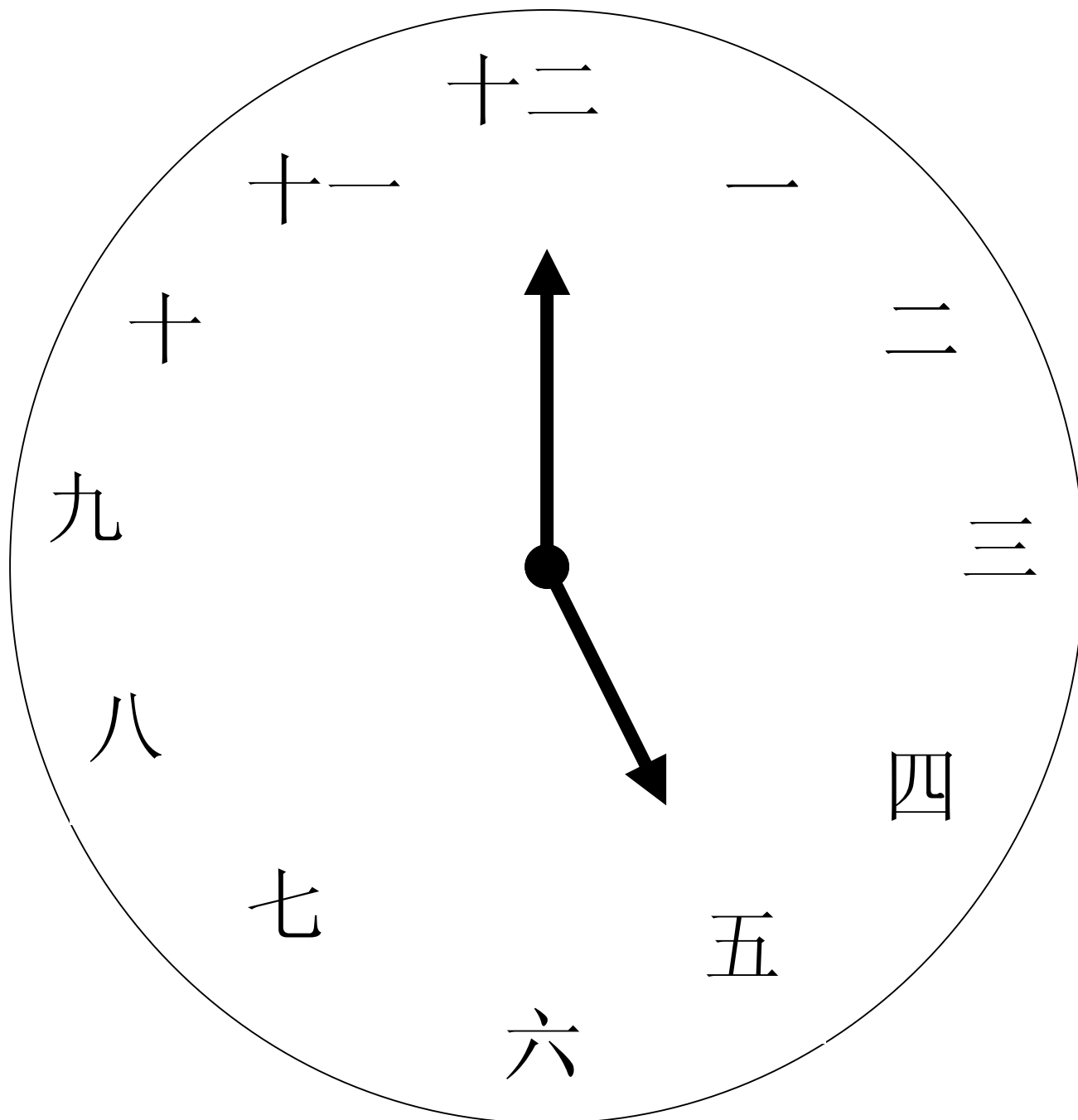
- Construction paper
- Lunch size paper bags
- Wiggle eyes
- Scissors
- glue

Step 3 – Activities

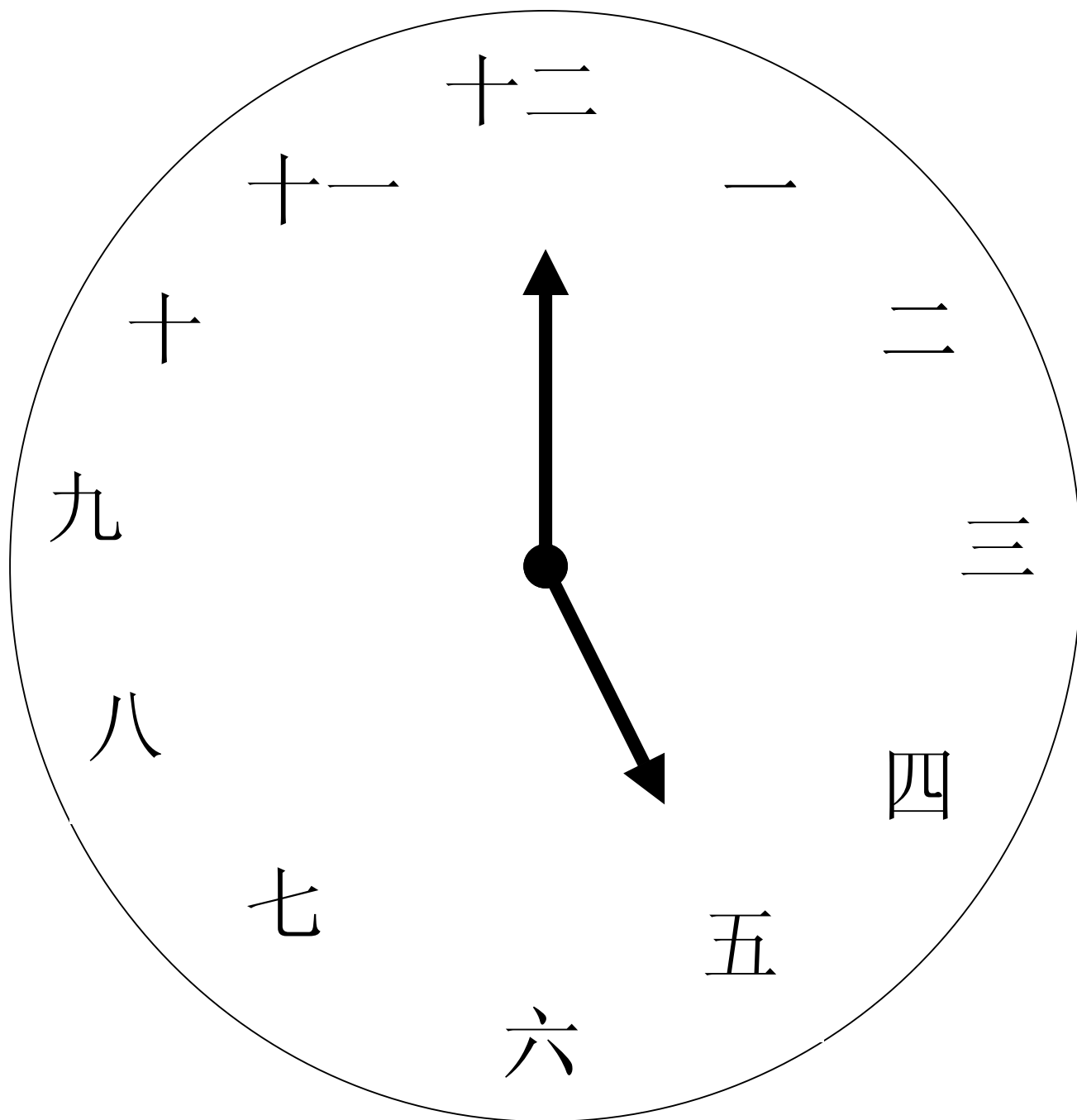
1. Make a wolf puppet out of a paper bag or make a wolf headband with ears for your child to wear. Play old wolf – one player asks the wolf what time it is and the wolf responds in a funny gruff voice. For young children, the funny voice is amusing even if they are too young to understand the concept of telling time. It becomes an opportunity to practice numbers. Use the clock template to practice identifying Chinese numbers.
2. Put the clock template in your scrapbook and practice the Chinese numbers.
3. Color the “My Day” Coloring page. What time is it in each picture?
4. Sing the “Get up song” from Fun Chinese lesson 15.
5. Learn the rhyme from My First Chinese Exercises lesson 15:
 - At 1:00, thinking of sleeping, the kitten says meow meow
 - At 2:00, thinking of sleeping, the dog says woof woof
 - At 3:00, thinking of sleeping, the chicken says ji ji
 - At 4:00, thinking of sleeping, the sheep says baa baa
 - At 5:00, thinking of sleeping, the mouse says zhi zhi
 - At 6:00, thinking of sleeping, the rooster says wo wo
 - At 7:00 the alarm clock says



- At 8:00 go to sleep!
6. Learn the Song “Get Up” from Fun Chinese level 1 lesson 15.
 7. Practice writing the radical for heart featured in My First Chinese Exercises as well as the character for heaven/sky from the Happy Character stories on Fun Chinese on large graph paper.



老狼老狼几点了？



老狼老狼幾點了？