



My Family Playgroup Activities 6-12 years old



Step 1 – Watch, listen & read the lesson

- My First Chinese Words CD Rom lessons 1 & 2
- Fun Chinese Level I Lessons 1 & 2
- My First Chinese Words Audio CD lessons 1 & 2
- My First Chinese Words Books “I Love My Family” & “Who is This?”
- My First Chinese Exercises lessons 1 & 2
- My First Chinese Reader Lesson 6

Step 2 – Prepare your supplies

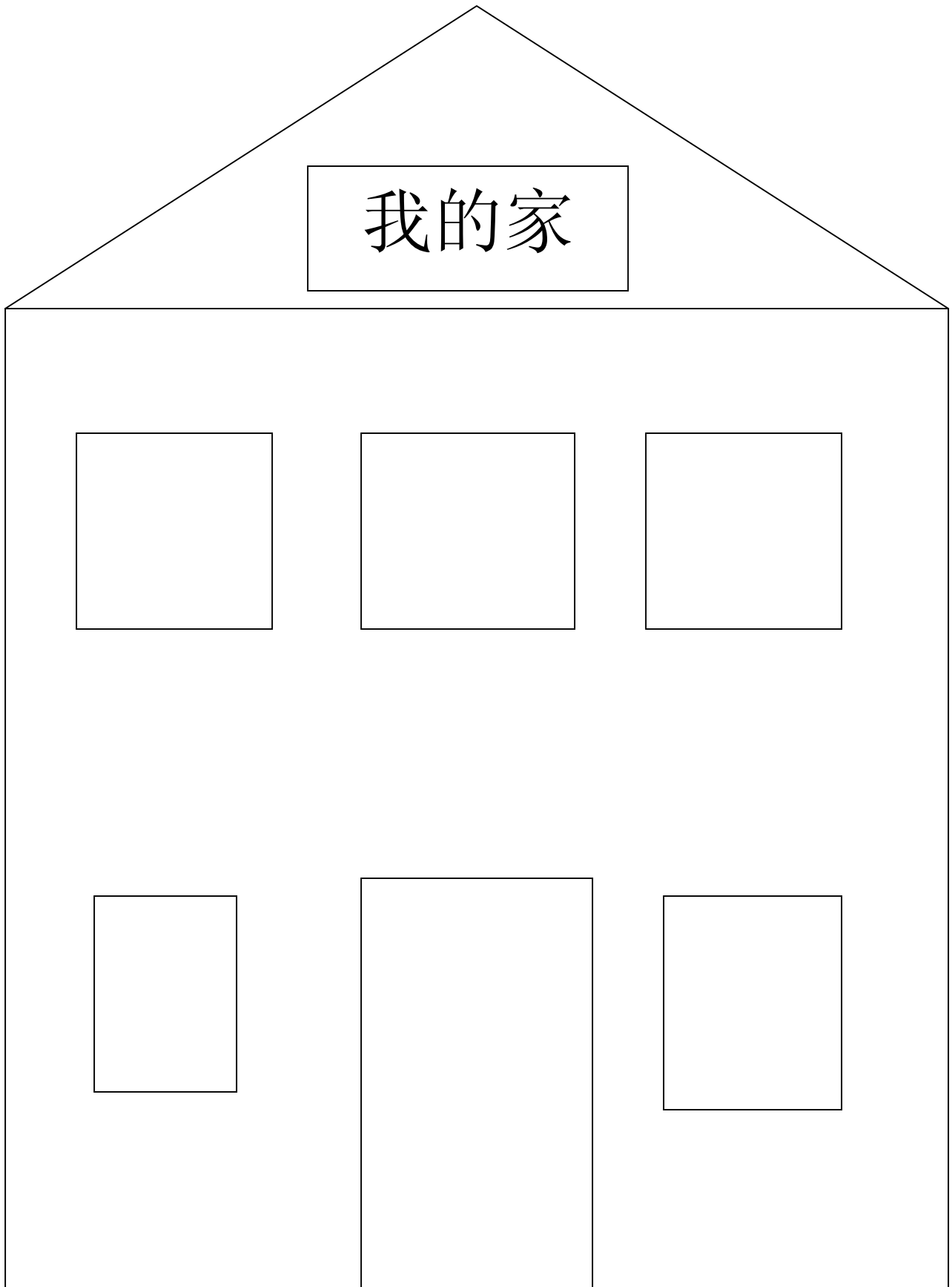
- construction paper
- glue stick
- scissors
- crayons or colored pencils
- photographs of family members




Step 3 – Activities


1. Song – I love my family
Make up your own words to the song from Fun Chinese Level 1 Lesson 1
 - a. Add your child's favorite toy, best friend, pet, or grandparent's name.
 - b. Change the words to list the members of your own family.
2. Create a picture of Your House (the templates below are in simplified and traditional characters for your convenience).
 - a. Using the house template, make a house out of construction paper & glue pictures of family members behind doors and windows or print out the template and add your own decorations, color it and paste photos in the windows & door.
 - b. Draw family portraits and display them on the refrigerator or in a special place. Practice saying “I love my ...” and “This is my ...” each time you pass by the portraits.
 - c. Make cards for your special friends and family members. Mail these cards with the message “I love my ...” A list of family names and messages is included below to cut and paste into the cards.
3. Read the column “I Love Chinese” about the character for I or Me “Wo 我.”
4. Practice writing the radical for sun featured in My First Chinese Exercises as well as the characters for I/Me and small from the Happy Character stories on Fun Chinese on large graph paper.

我的家





我爱我的



我愛我的

Messages for cards:

Traditional Characters	Pinyin & Tones	English Translation
我愛我的	Wo3 ai4 wo3de	I love my
這是我的	Zhe4 shi4 wo3de	This is my
媽媽	Ma1ma1	Mommy
爸爸	Ba4ba4	Daddy
弟弟	Di4di4	Little brother
哥哥	Ge1ge	Older Brother
姐姐	Jie3jie	Older sister
妹妹	Mei4mei	Little sister
爺爺	Ye2ye	Paternal grandfather
奶奶	Nai3nai	Paternal grandmother
外公	Wai4gong1	Maternal Grandfather
外婆	Wai4po2	Maternal Grandmother
姨媽	Yi2 ma1	Aunt on mother's side
舅舅	Jiu4 jiu	Uncle on mother's side
姑媽	Gu1 ma1	Aunt on father's side
伯父	Bo2 fu4	Older Uncle on father's side
叔叔	Shu1 shu	Younger Uncle on father's side
堂哥 堂弟	Tang2ge1 Tang2di4 Tang2jie3	Cousin on father's side

堂姐 堂妹	Tang2mei4	
表哥 表弟 表姐 表妹	Biao3ge1 Biao3di4 Biao3jie3 Biao3mei4	Cousin on mother's side

Simplified Characters	Pinyin & Tones	English Translation
我爱我的	Wo3 ai4 wo3de	I love my
这是我的	Zhe4 shi4 wo3de	This is my
妈妈	Ma1ma1	Mommy
爸爸	Ba4ba4	Daddy
弟弟	Di4di4	Little brother
哥哥	Ge1ge	Older Brother
姐姐	Jie3jie	Older sister
妹妹	Mei4mei	Little sister
爷爷	Ye2ye	Paternal grandfather
奶奶	Nai3nai	Paternal grandmother
外公	Wai4gong1	Maternal Grandfather
外婆	Wai4po2	Maternal Grandmother
姨妈	Yi2 ma1	Aunt on mother's side
舅舅	Jiu4 jiu	Uncle on mother's side
姑妈	Gu1 ma1	Aunt on father's side
伯父	Bo2 fu4	Older Uncle on father's side
叔叔	Shu1 shu	Younger Uncle on father's side
堂哥 堂弟	Tang2ge1 Tang2di4 Tang2jie3 Tang2mei4	Cousin on father's side

堂姐 堂妹		
表哥 表弟 表姐 表妹	Biao3ge1 Biao3di4 Biao3jie3 Biao3mei4	Cousin on mother's side