



My Family Playgroup Activities 1-5 years old



Step 1 – Watch, listen & read the lesson

- My First Chinese Words CD Rom lessons 1 & 2
- Fun Chinese Level I Lessons 1 & 2
- My First Chinese Words Audio CD lessons 1 & 2
- My First Chinese Words Books “I Love My Family” & “Who is This?”
- My First Chinese Exercises Lessons 1 & 2

Step 2 – Prepare your supplies







- construction paper
- glue stick
- scissors
- crayons or colored pencils
- photographs of family members
- magnets (optional)









Step 3 – Activities







1. Song – I love my family
Make up your own words to the song from Fun Chinese Level 1 Lesson 1
 - a. Add your child's favorite toy, best friend, pet, or grandparent's name.
 - b. Change the words to list the members of your own family.
2. Create a picture of Your House (the templates below are in simplified and traditional characters for your convenience).
 - a. Using the house template, make a house out of construction paper & glue pictures of family members behind doors and windows or print out the template and add your own decorations, color it and paste photos in the windows & door.
 - b. You can include this page in a special scrapbook for practicing Chinese.
3. Draw or paste a picture of your child's favorite toy in the “I love my ...” template page
 - a. Practice saying “I love my ...” with toys, family members & friends' names.
 - b. Practice “This is my ...” with toys, family members & friends names.
4. Make paper hearts for family members, friends & favorite toys.
 - a. Use the template or cut out colored paper hearts.
 - b. Glue photos on the hearts and add a small magnet on the back if you want. Put them on the refrigerator or play with them on a table. Practice saying “this is my ...” and “I love my ...” each time you open or walk by the frig.
5. Read the column “I Love Chinese” about the character for I or Me “Wo 我.”
6. Practice writing the radical for sun featured in My First Chinese Exercises as well as the characters for I/Me and small from the Happy Character stories on Fun Chinese on large graph paper.

我的家






我爱我的家



我愛我的家



我爱我的



我愛我的